

DISMANTLING

# CDR



## Vehicle positioner for dismantling



**Wireless**  
CONTROL UNIT



**360°**  
CONTINUOUS ROTATION



**120°**  
TILTING ANGLE




**20" / 20"**  
TILTING



- Installation without masonry work
- Fast dismantling
- High safety standards
- Easy to use



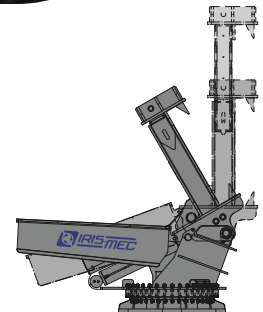
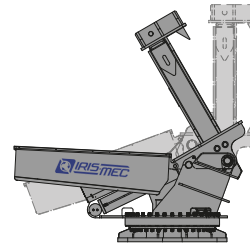
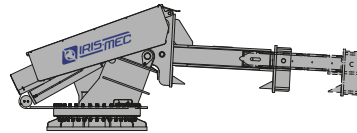
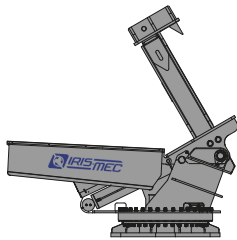
Control unit with remote control



# CDR RC


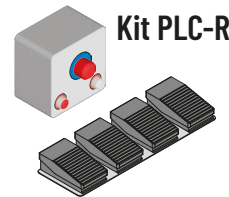


# CDF RC



**OPTIONAL**

- **Kit PLC-R:** In-cab CDR-RC remote control integration kit.
- **Kit PLC-F:** In-cab CDF-RC remote control integration kit.



	CDR-RC 144080100	CDF-RC 144N80100
Load capacity	max 3000	3000
Rotation time (360 ° continuous)	2	-
Clamp opening > closing time	12"	12" sec
Tilting angle	120°	120°
Tilting time	↑ 20" - 20" ↓	↑ 20" - 20" ↓ sec
Power supply	15	15 kW
Voltage	380/400 V - 50 Hz	380/400 V - 50 Hz
Rated current	25	25 A
'A' Weighted sound pressure level (LPA)	70	70 dB
Weight	4500	4000 Kg
Overall dimensions (transport)	400 x 465 x h.200	400 x 465 x h.200 cm
Control unit overall dimensions	114 x 147 x h.127	114 x 147 x h.127 cm